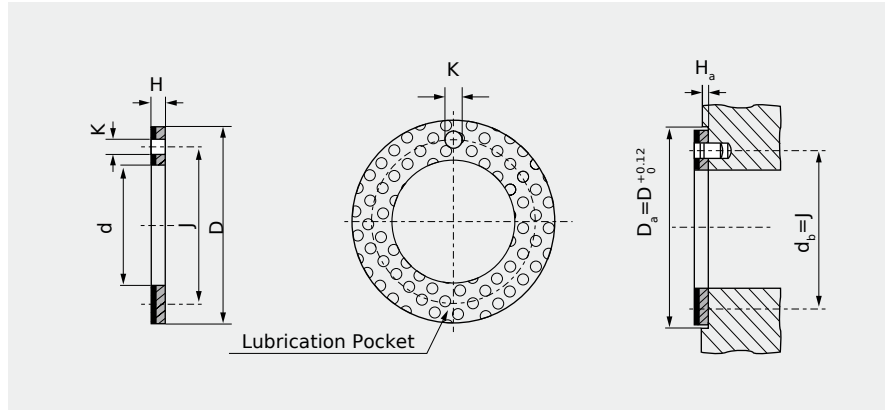


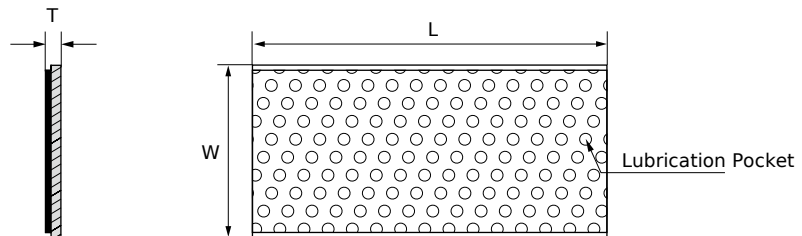

## AM-2WC Metric Thrust Washer



Unit:mm

Designation	Dimensions						Basic load rates		Mass
	d	D	H	J	K	H <sub>a</sub>	dyn.C	stat.C <sub>0</sub>	
	mm	mm	mm	mm	mm	mm	N	N	g
AM-2WC 122401.5	12	24	1.5	18	1.75	1	40500	85000	3.2
AM-2WC 142601.5	14	26	1.5	20	2.25	1	45000	93000	3.6
AM-2WC 183201.5	18	32	1.5	25	2.25	1	65500	137000	5.3
AM-2WC 203601.5	20	36	1.5	28	3.25	1	85000	176000	6.7
AM-2WC 223801.5	22	38	1.5	30	3.25	1	90000	186000	7.2
AM-2WC 264401.5	26	44	1.5	35	3.25	1	118000	245000	9.4
AM-2WC 284801.5	28	48	1.5	38	4.25	1	140000	290000	11
AM-2WC 325401.5	32	54	1.5	43	4.25	1	176000	365000	14
AM-2WC 386201.5	38	62	1.5	50	4.25	1	224000	465000	18
AM-2WC 426601.5	42	66	1.5	54	4.25	1	240000	510000	19
AM-2WC 487402	48	74	2	61	4.25	1.5	300000	620000	34
AM-2WC 527802	52	78	2	65	4.25	1.5	315000	655000	36

## AM-2SP Metric Standard Strip



Unit:mm

Type	Length ± 1	Width ± 1	Thickness-0.05
AM-2SP	500	200	1.0
AM-2SP	500	200	1.5
AM-2SP	500	200	2.0
AM-2SP	500	200	2.5